

Range for
Silo /
Tank
Weighing

ASSOCIATED
SCALE SERVICES

www.associatedscales.com.au 07 3272 0077



Low profile


Up to 10t per
module

Simple
installation
and service

Inbuilt
uplift and
side
restraints


ASAM Weighing Modules


Designed with the ANYLOAD 563Yx shear beam load cell, the ASAM & ASAMS allows a low cost solution to weigh pre-existing or new structures like tanks, silos or just about anything with accuracy and precision



Picture of ASAM Weigh Module with 1t 563YH load cell
Weighing Module designed and manufactured in Australia by Associated Scale Services

Associated Scale Services Pty Ltd
Ph: +61 (0)7 3272 0077
Email: info@associatedscales.com.au
Web: www.associatedscales.com.au





ASAM – ZINC PLATED
(with 2t 563YH shear beam)




ASAMS – STAINLESS STEEL
(with 1t 563YS shear beam)




Unlike lower cost versions the ASAM and ASAMS use a hardened cup and dome arrangement to allow for the load cells to bend correctly



The mount is completely manufactured (including all milling) in the Associated Scale Services, Wacol factory



The nut used to lock the uplift bolt into place also can be screwed to the top, which will align the module in the correct position for installation



ASAM Weighing Module

Model	Capacity	Material
ASAM-100kg-2t	For 563YH tool steel load cells with a capacity from 100kg to 2000kg	Mild Steel – Zinc Plated
ASAM- 2.5t-5t	For 563YH tool steel load cells with a capacity from 2500kg to 5000kg	Mild Steel – Zinc Plated
ASAM-10t	For 563YH tool steel load cells with a capacity of 10000kg	Mild Steel – Zinc Plated

ASAMS Weighing Module

Model	Capacity	Material
ASAMS-300kg-2t	For 563YS stainless steel load cells with a capacity from 300kg to 2000kg	Stainless Steel 304
ASAMS- 2.5t-5t	For 563YS stainless steel load cells with a capacity from 2500kg to 5000kg	Stainless Steel 304
ASAMS-10t	For 563YS stainless steel load cells with a capacity of 10000kg	Stainless Steel 304

Note: This range of modules has been designed as an economic solution to weighing pre-existing structures or for new and OEM requirements.

MOUNTS AND LOAD CELLS SOLD SEPARATELY

Item of Interest:

563YH Load Cell – Tool Steel – 100kg to 20t



563YS Load Cell – Stainless Steel – 250kg to 10t

